

# SHARP

ALL NEW

# Pro-Fl $\approx$ X

FRONT LOAD



Pro-Fl $\approx$ X  
story



4 in love everyday  
with  
**Pro-Flæx**

 |  |  |   
WASH | SPIN | DRY | **New** DRY AIRWASH  
WITH PLASMACLUSTER IONS



The First And Only 4-in-1 Multi Function





# AWARD-WINNING ERGONOMIC DESIGN



## One Push-Open Dispenser Mechanics

Easily add cleaning solutions while washing.



## Easy Guided Control

Personalize your washer with various selectable Pro-Flex programs to suit your washing preference.

## Clear And Large Digital Display

Efficiently observe your washing process while finishing other chores.



## 18-Degree Tilted Ergonomic Design

Knobless Touch Control Panel angled for the best visibility with heedfulness for a healthy posture.



## Sleek and Light Loading Door

A lightweight door with sleek mirror finishing.



## Easy-Access Door Handle

Effortlessly load and unload your laundry with no obstruction.



## Refined Door Hinge

Loading door equipped with the latest and highly durable hinge mechanics.







## WASH

### Effective and Efficient Washing Performance

Unique drum pattern provides multiple water flow to ensure high washing performance.

WASHING TEMPERATURE: 20°C 30°C 40°C 60°C 90°C



## SPIN

### Quick Spinning and Efficient Dewatering

Extract moisture from your clothes effectively with spinning speed up to 1400 (rpm), with J-Tech inverter motors greatly reducing energy consumption by 47%\* while increasing energy efficiency for better savings.



## DRY

### Normal



Cloth and Linen.

### Iron




Cotton and Linen.  
At the end, clothes will be damp, ready for ironing.

### Low Temperature



Synthetics and heat-sensitive clothes. This mode dries clothes for less damage.







## New DRY AIRWASH

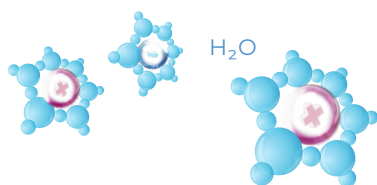
with Plasmacluster  
Technology (PCI)

PCI effectively removes bacteria and odour from fabrics. Combined with the waterless Dry AirWash feature, it enables you to clean your laundry better and remove any bacteria that can't be cleaned with water.



### HOW IT WORKS ?

1.




Ions are dispersed into the air. Positive and negative ions are created using water vapor in the air.

2.



Ions actively attach to and break down pollutants. The ions neutralize their charge by pulling apart airborne pollutants, thereby reducing the pollutants in the air.


3.



Ions return to the air as invisible water vapor.



**SCAN HERE**  
for more PCI info.



### Anti-Bacterial Drum

Plasmacluster Ion Technology (PCI) ensures thorough **drum sanitation** and **fabric cleaning** with the ion-release system.



**Remove  
Unpleasant Odour**



**Suppress 99.9%  
of Bacteria**







# CLEAN YOUR CLOTHES INTACT

*with drum rotational options:*

**5**  
Mins

**Deodorizing**

**10**  
Mins

**Deodorizing &  
Suppress Bacteria**  
(Light Clothing)

**30**  
Mins

**Deodorizing &  
Eliminate Bacteria**  
(Thick Clothing)



## Still Mode:

- Hats • Stuffed Toys
- Silk Goods • Leather Goods



## Rotation Mode:

- Light or Thick Clothes



## STEAM CARE



**99.9% of Allergen and  
Bacteria Removal\***

\*HYGIENE and ALLERGY program removes 99.9% of allergen and bacteria.




**Spend less time Ironing**

**J-TECH INVERTER**

**\*47% Energy Saving**

\*Test results are based on  
internal testing only.




**Smell Better for Longer  
with the Scent Program**

Customizable scent enhancement feature. You can even combine your chosen scent setting with your favoured washing program.





# TECHNICAL SPECIFICATIONS



Type	Front Load Washer	Front Load Washer	Front Load Washer	Front Load Washer & Dryer
Model Name	ESFK852EMW	ESFK1054SMG	ESFK1252SMG	ESDK1054PMS
Washing Capacity- IEC (kg)	8.5	10.5	12.5	10.5
Motor Type	BLDC Inverter	BLDC Inverter	BLDC Inverter	BLDC Inverter
Motor Wattage	500	560	560	560
Drying Function	—	—	—	●
Drying Capacity - IEC (kg)	—	—	—	7.0
FUNCTIONS				
No. of Programs	10	10	10	15
Pre-Wash (Independent)	—	—	—	●
Temperature	- /20/30/40/60/90	- /20/30/40/60/90	- /20/30/40/60/90	- /20/30/40/60/90
Rinse	1/2/3/4/5/0	1/2/3/4/5/0	1/2/3/4/5/0	1/2/3/4/5/0
Spin	AUTO (1200 rpm Max)	AUTO (1400 rpm Max)	AUTO (1200 rpm Max)	No Spin/400/800/1000/1200/1400
Dry	—	—	—	●
Scent (Independent)	NO (preset in "Scent" Program)	NO (preset in "Scent" Program)	NO (preset in "Scent" Program)	●
Steam (Independent)	NO (preset in "Allergy & Hygiene" Program)	NO (preset in "Allergy & Hygiene" Program)	NO (preset in "Allergy & Hygiene" Program)	●
Delay	YES (3-24 hr)	YES (3-24 hr)	YES (3-24 hr)	YES (3-24 hr)
Mute	●	●	●	●
Child Lock	●	●	●	●
Drum Light	—	—	—	●
Door-Lock Releasing Lever	●	●	●	●
Auto Restart	●	●	●	●
Auto-Power Off	●	●	●	●
Fault/ Error Self-Check	●	●	●	●
Anti Foam Control	●	●	●	●
Overheating Control	●	●	●	●
Overflow Control	●	●	●	●
Auto Balance System	●	●	●	●
Drain Pump	●	●	●	●
Drain Pump Filter	●	●	●	●
Rat Cover (pre-assembled)	●	●	●	●
PCI Function	—	—	—	●
PCI Badge	—	—	—	●
Low Water Pressure Compatible	●	●	●	●
Add Laundry	●	●	●	●
SPECIFICATION				
Washing Power (with Heater) (W)	1300	1950	1950	1950
Drying Heater Power (W)	-	-	-	1300
Wash Power (W)	150	150	150	150
Spin Power (W)	450	600	600	600
Power Consumption (Wh) (for wash)	448 Wh	700 Wh	700 Wh	700 Wh
Standard Water Level (L)	28L	35L	40L	35L
Standard Water Consumption (L / Cycle)	66L	80L	93L	80L
Washing Noise (dB)	62	62	62	62
Spinning Noise (dB)	72	72	72	72
Drying Noise (dB)	-	-	-	69
Dimension Net (WxDxH mm)	598x560x850	598x680x850	598x680x850	598x680x850
Dimension Gross (WxDxH mm)	650x620x895	650x740x895	650x740x895	650x740x895
Detergent/ Softener Box Opening System	YES (Push-Open)	YES (Push-Open)	YES (Push-Open)	YES (Push-Open)
WEIGHT				
Net (Kg)	58	76	84	73
Gross (Kg)	61	81	88	78

\*Design and Specifications are current as of MAY 2022, but subject to change without prior notice. Actual colours may differ slightly from this catalogue.



# SHARP

Be Original.

